









My name is _____










Look and read. Put a tick (✓) or a cross (x) in the box. There are two examples.

- | | | | | | | | |
|-----|--|--------------------|-------------------------------------|-----|--|-------------------|-------------------------------------|
| Ex. |  | She can ski. | <input checked="" type="checkbox"/> | Ex. |  | This is a scarf. | <input checked="" type="checkbox"/> |
| 1. |  | He is running. | <input type="checkbox"/> | 4. |  | This is a jacket. | <input type="checkbox"/> |
| 2. |  | This is a T-shirt. | <input type="checkbox"/> | 5. |  | She is skating. | <input type="checkbox"/> |
| 3. |  | She can jump. | <input type="checkbox"/> | 6. |  | These are gloves. | <input type="checkbox"/> |



Look at the pictures. Look at the letters. Write the words. There is one example.

- | | | | |
|-----|---|---------------|--------------|
| Ex. |  | R C A F S | <u>scarf</u> |
| 1. |  | E H S O S | _____ |
| 2. |  | T S E K A | _____ |
| 3. |  | M U J E R P | _____ |
| 4. |  | O S K S C | _____ |
| 5. |  | L O E G V S | _____ |
| 6. |  | U N R N G N I | _____ |



Look and colour using only RED, GREEN, BLUE, PINK, ORANGE AND BROWN.

